

2022 MURRAY COUNTY ASSESSOR'S OFFICE REPORT TO THE EXCISE BOARD

07/26/2022

City/Village									
DISTRICT	DESCRIPTION	PERSONAL PROPERTY	REAL PROPERTY	PUBLIC SERVICE	TOTAL VALUATION	HOMESTEAD EXEMPTIONS	OTHER EXEMPTIONS	NET VALUATION	
T01	SULPHUR	2,256,351	18,639,442	5,880,006	26,775,799	822,277	430,320	25,523,202	
T02	DAVIS	1,785,182	10,887,438	1,046,687	13,719,307	422,600	226,563	13,070,144	
CITY/VILLAGE TOTAL VALUATION		4,041,533	29,526,880	6,926,693	40,495,106	1,244,877	656,883	38,593,346	

County									
DISTRICT	DESCRIPTION	PERSONAL PROPERTY	REAL PROPERTY	PUBLIC SERVICE	TOTAL VALUATION	HOMESTEAD EXEMPTIONS	OTHER EXEMPTIONS	NET VALUATION	
C001	Murray County General	88,227,528	71,452,304	21,016,458	180,696,290	2,735,457	1,584,194	176,376,639	
COUNTY TOTAL VALUATION		88,227,528	71,452,304	21,016,458	180,696,290	2,735,457	1,584,194	176,376,639	
Other									
DISTRICT	DESCRIPTION	PERSONAL PROPERTY	REAL PROPERTY	PUBLIC SERVICE	TOTAL VALUATION	HOMESTEAD EXEMPTIONS	OTHER EXEMPTIONS	NET VALUATION	
EMS	EMS	88,227,528	71,452,304	21,016,458	180,696,290	2,735,457	1,584,194	176,376,639	
OTHER TOTAL VALUATION		88,227,528	71,452,304	21,016,458	180,696,290	2,735,457	1,584,194	176,376,639	

School									
DISTRICT	DESCRIPTION	PERSONAL PROPERTY	REAL PROPERTY	PUBLIC SERVICE	TOTAL VALUATION	HOMESTEAD EXEMPTIONS	OTHER EXEMPTIONS	NET VALUATION	
# 1 SUPL	1 SULPHUR	23,679,160	42,413,009	8,941,801	75,033,970	1,624,020	901,867	72,508,083	
#10 DAVI	10 DAVIS	59,974,647	24,357,767	8,592,700	92,925,114	910,867	547,716	91,466,531	
Ji-37 RO	Ji-37 ROFF	2,848,940	702,947	1,404,960	4,956,847	29,279	0	4,927,568	
Ji-38 WY	Ji-38 WYNNWOOD	1,054,736	3,353,767	1,957,760	6,366,263	145,291	111,265	6,109,707	
JT-2 MIL	JT-2 MILL CREEK	638,879	555,511	17,561	1,211,951	23,000	23,346	1,165,605	
JT-72 EL	JT-72 ELMORE C.	31,166	69,303	101,676	202,145	3,000	0	199,145	
SCHOOL TOTAL VALUATION		88,227,528	71,452,304	21,016,458	180,696,290	2,735,457	1,584,194	176,376,639	

Vo-Tech									
DISTRICT	DESCRIPTION	PERSONAL PROPERTY	REAL PROPERTY	PUBLIC SERVICE	TOTAL VALUATION	HOMESTEAD EXEMPTIONS	OTHER EXEMPTIONS	NET VALUATION	
MID AMER	VoTech MID AMER#8	1,085,902	3,423,070	2,059,436	6,568,408	148,291	111,265	6,308,852	
PONTOTOC	VoTech PONTOTOC#14	2,848,940	702,947	1,404,960	4,956,847	29,279	0	4,927,568	
SOTC	VoTech SOTC#20	83,653,807	66,770,776	17,534,501	167,959,084	2,534,887	1,449,583	163,974,614	

Real	Count	Value
Agricultural	20	117,089
Commercial	310	5,164,538
Residential	2,724	13,357,815
Total Real Value	3,054	18,639,442
Homestead	742	822,277
Veteran	36	430,320
Other	0	0
Total Exempt	867	1,252,597

TIF Increment Value
Net Assessed **17,386,845**

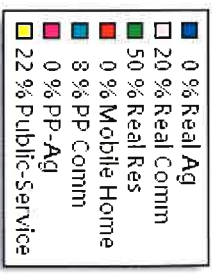
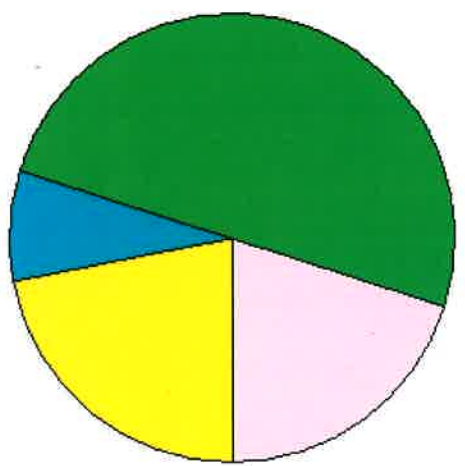
Net Assessed Under Protest
 Senior Freeze 158 652,743
 Capped Parcels 2,319 7,740,790

Personal	Count	Value
Agricultural	8	8,406
Commercial	266	2,226,502
Mobile Home	21	21,643
Total Personal	295	2,256,551
Total Exempt	1	200

TIF Increment Value
Net Assessed **2,256,351**

Public Service	Count	Value
Total PS Value	16	5,880,006
TIF Increment Value		
Net Assessed		5,880,006

District Totals	Count	Value
Total Gross Value		26,775,999
Homestead Loss		822,277
Other Exemption Loss		430,520
TIF Increment Value		
Retained TIF Value		
Net Assessed Value		25,523,202



* Public Service Protestis Values are not included on this report.

Real	Count	Value
Agricultural	18	367,375
Commercial	219	3,354,759
Residential	1,347	7,165,304
Total Real Value	1,584	10,887,438
Homestead	400	422,600
Veteran	30	226,563
Other	0	0
Total Exempt	456	649,163

TIF Increment Value
Net Assessed 10,238,275


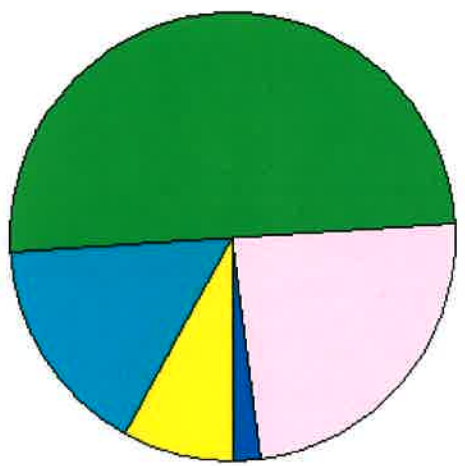
Net Assessed Under Protest
 Senior Freeze 73 291,811
 Capped Parcels 948 3,589,327

Personal	Count	Value
Agricultural	6	11,428
Commercial	156	2,333,934
Mobile Home	14	25,429
Total Personal	176	2,370,791
Total Exempt	2	585,609

TIF Increment Value
Net Assessed 1,785,182
Net Assessed Under Protest

Public Service	Count	Value
Total PS Value	12	1,046,687
TIF Increment Value		
Net Assessed		1,046,687

District Totals		
Total Gross Value		14,304,916
Homestead Loss		422,600
Other Exemption Loss		812,172
TIF Increment Value		
Retained TIF Value		
Net Assessed Value		13,070,144



Net Assessed Under Protest
 * Public Service Protests Values are not included on this report.

Real	Count	Value
Agricultural	2,824	13,698,092
Commercial	706	12,620,166
Residential	9,545	45,134,046
Total Real Value	13,075	71,452,304
Homestead	2,558	2,735,457
Veteran	148	1,584,194
Other	0	0
Total Exempt	2,902	4,319,651

TIF Increment Value
Net Assessed 67,132,653
Net Assessed Under Protest

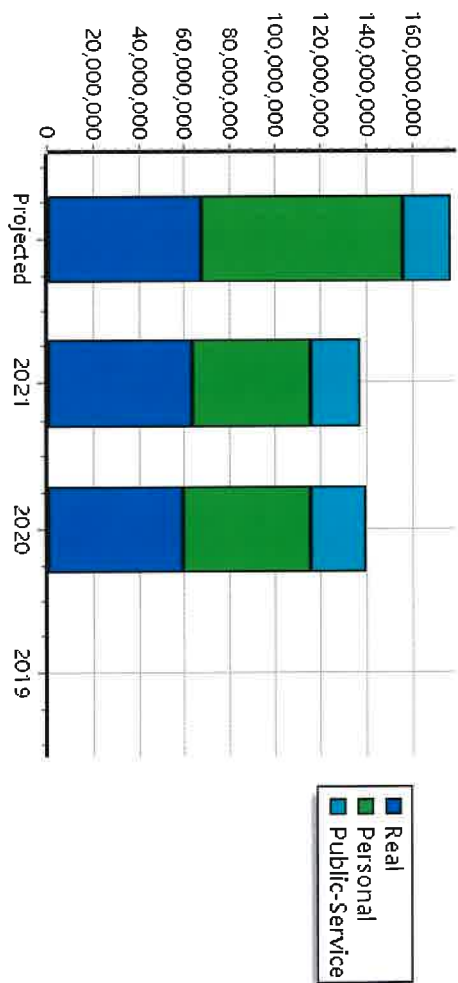
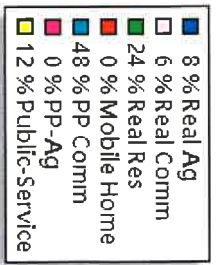
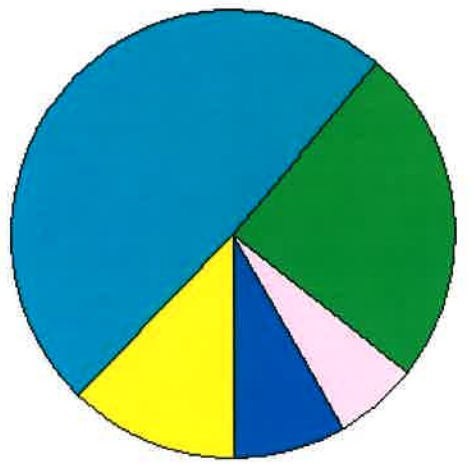
Senior Freeze	446	2,113,033
Capped Parcels	7,472	30,823,370

Personal	Count	Value
Agricultural	497	699,766
Commercial	642	87,814,391
Mobile Home	122	318,029
Total Personal	1,261	88,832,186
Total Exempt	77	604,658
TIF Increment Value		
Net Assessed		88,227,528

Public Service	Count	Value
Total PS Value	92	21,016,458
TIF Increment Value		
Net Assessed		21,016,458

District Totals	Count	Value
Total Gross Value		181,300,948
Homestead Loss		2,735,457
Other Exemption Loss		2,188,852
TIF Increment Value		
Retained TIF Value		
Net Assessed Value		176,376,639

Net Assessed Under Protest
 * Public Service Protests Values are not included on this report.



Real	Count	Value
Agricultural	2,824	13,698,092
Commercial	706	12,620,166
Residential	9,545	45,134,046
Total Real Value	13,075	71,452,304
Homestead	2,558	2,735,457
Veteran	148	1,584,194
Other	0	0
Total Exempt	2,902	4,319,651

TIF Increment Value
Net Assessed **67,132,653**

Net Assessed Under Protest

Senior Freeze	446	2,113,033
Capped Parcels	7,472	30,823,370

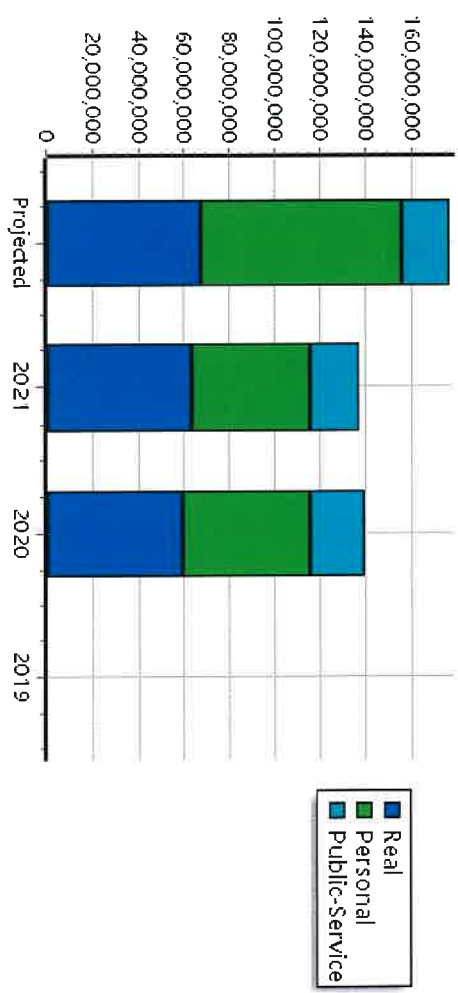
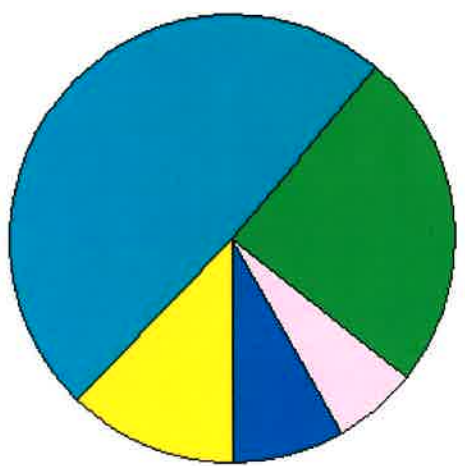
Personal	Count	Value
Agricultural	497	699,766
Commercial	642	87,814,391
Mobile Home	122	318,029
Total Personal	1,261	88,832,186
Total Exempt	77	604,658
TIF Increment Value		88,227,528

Net Assessed Under Protest

Public Service	Count	Value
Total PS Value	92	21,016,458
TIF Increment Value		21,016,458

District Totals	Count	Value
Total Gross Value		181,300,948
Homestead Loss		2,735,457
Other Exemption Loss		2,188,852
TIF Increment Value		
Retained TIF Value		
Net Assessed Value		176,376,639

Net Assessed Under Protest
 * Public Service Protests Values are not included on this report.



Real	Count	Value
Agricultural	1,210	6,992,927
Commercial	361	7,328,505
Residential	5,698	28,091,577
Total Real Value	7,269	42,413,009
Homestead	1,505	1,624,020
Veteran	73	901,867
Other	0	0
Total Exempt	1,706	2,525,887

TIF Increment Value

Net Assessed 39,887,122

Net Assessed Under Protest

Senior Freeze	278	1,402,050
Capped Parcels	4,424	18,986,199

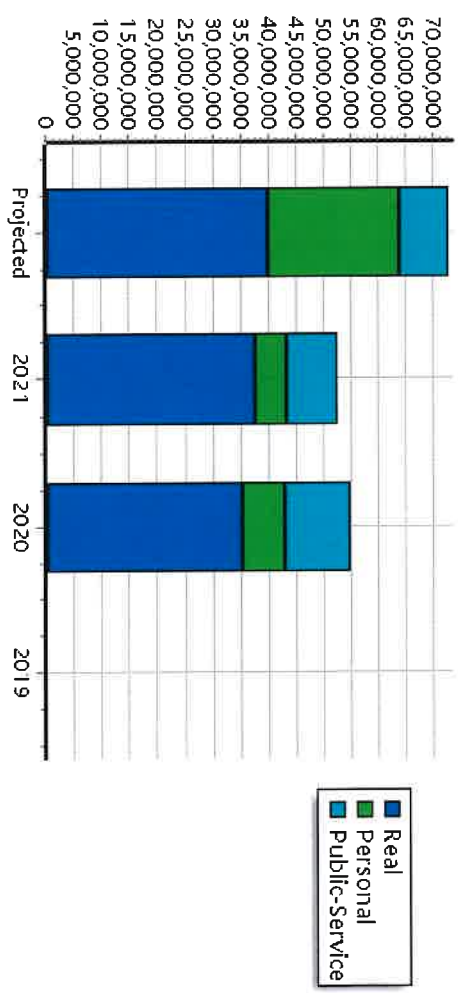
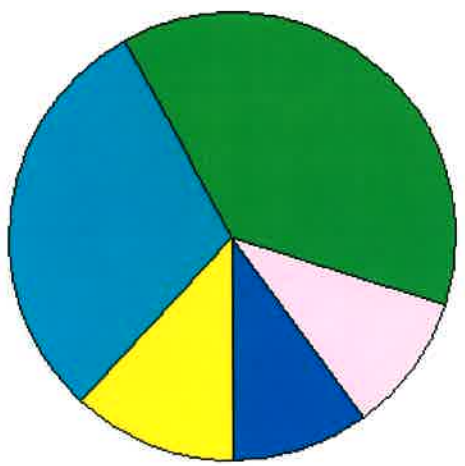
Personal	Count	Value
Agricultural	255	386,576
Commercial	354	23,156,557
Mobile Home	71	143,956
Total Personal	680	23,687,089
Total Exempt	42	7,929
TIF Increment Value		23,679,160
Net Assessed Under Protest		23,679,160

Public Service	Count	Value
Total PS Value	31	8,941,801

District Totals

Total Gross Value	75,041,899
Homestead Loss	1,624,020
Other Exemption Loss	909,796
TIF Increment Value	
Retained TIF Value	
Net Assessed Value	72,508,083

Net Assessed Under Protest
 * Public Service Proteests Values are not included on this report.



Real	Count	Value
Agricultural	1,023	3,684,713
Commercial	329	5,127,828
Residential	3,477	15,545,226
Total Real Value	4,829	24,357,767
Homestead	858	910,867
Veteran	66	547,716
Other	0	0
Total Exempt	984	1,458,583

TIF Increment Value
Net Assessed **22,899,184**

Net Assessed Under Protest
 Senior Freeze 150 613,030
 Capped Parcels 2,602 10,006,581

Personal	Count	Value
Agricultural	145	195,054
Commercial	260	60,234,303
Mobile Home	42	139,423
Total Personal	447	60,568,780
Total Exempt	21	594,133

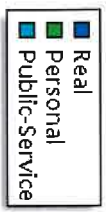
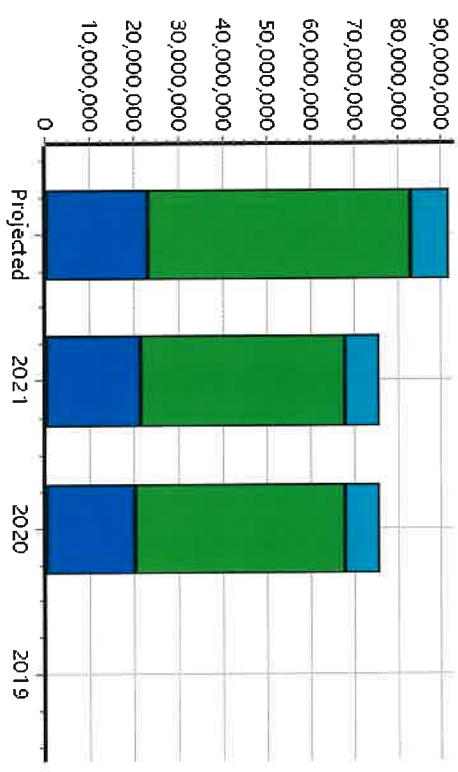

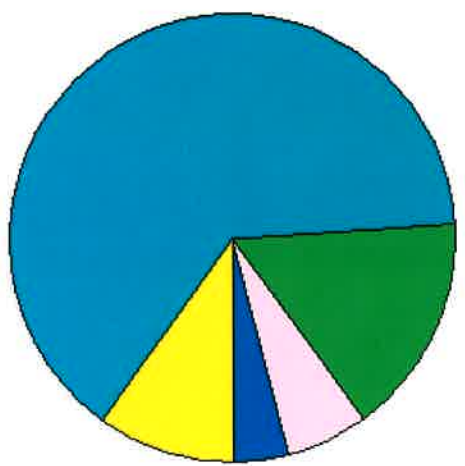
TIF Increment Value
Net Assessed **59,974,647**

Net Assessed Under Protest
Public Service **Count** **35** **Value** **8,592,700**
Total PS Value **8,592,700**
TIF Increment Value
Net Assessed **8,592,700**

District Totals
Total Gross Value 93,519,247

Homestead Loss 910,867
 Other Exemption Loss 1,141,849
TIF Increment Value
Retained TIF Value
Net Assessed Value **91,466,531**

Net Assessed Under Protest
 * Public Service Protests Values are not included on this report.



Real	Count	Value
Agricultural	104	457,288
Commercial	3	3,966
Residential	170	241,693
Total Real Value	277	702,947
Homestead	28	29,279
Veteran	0	0
Other	0	0
Total Exempt	30	29,279

TIF Increment Value
Net Assessed 673,668
Net Assessed Under Protest

Senior Freeze	3	14,941
Capped Parcels	177	371,758

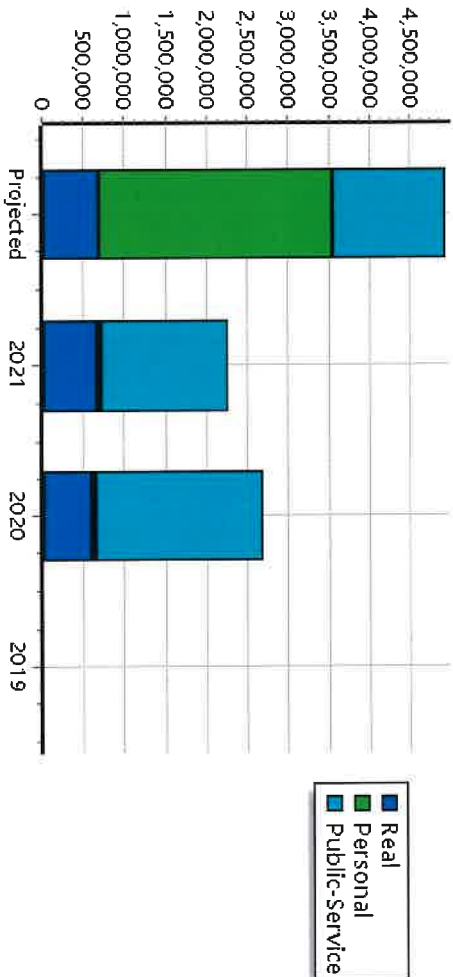
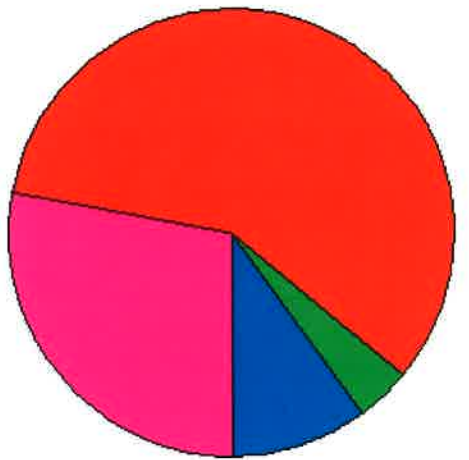
Personal	Count	Value
Agricultural	15	23,115
Commercial	4	2,826,025
Mobile Home	0	0
Total Personal	19	2,849,140
Total Exempt	1	200
TIF Increment Value		
Net Assessed		2,848,940
Net Assessed Under Protest		

Public Service	Count	Value
Total PS Value	7	1,404,960
TIF Increment Value		
Net Assessed		1,404,960

District Totals
 Total Gross Value 4,957,047

Homestead Loss 29,279
 Other Exemption Loss 200
TIF Increment Value
Retained TIF Value
Net Assessed Value 4,927,568

Net Assessed Under Protest
 * Public Service Protests Values are not included on this report.



Real	Count	Value
------	-------	-------

Agricultural	373	2,091,207
Commercial	12	159,720
Residential	176	1,102,840
Total Real Value	561	3,353,767
Homestead	141	145,291
Veteran	8	111,265
Other	0	0
Total Exempt	155	256,556

TIF Increment Value		
Net Assessed		3,097,211

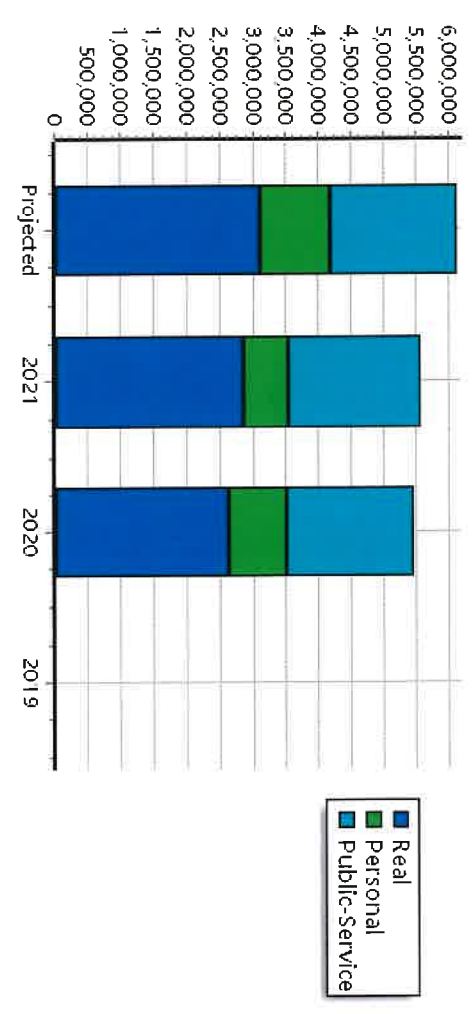
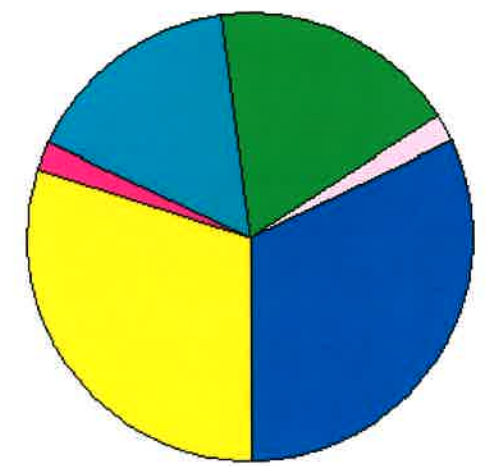
Net Assessed Under Protest		
Senior Freeze	13	60,062
Capped Parcels	225	1,212,604

Personal	Count	Value
Agricultural	64	72,330
Commercial	20	955,774
Mobile Home	7	28,828
Total Personal	91	1,056,932
Total Exempt	12	2,196
TIF Increment Value		
Net Assessed		1,054,736

Net Assessed Under Protest		
Public Service	Count	Value
Total PS Value	11	1,957,760
TIF Increment Value		
Net Assessed		1,957,760

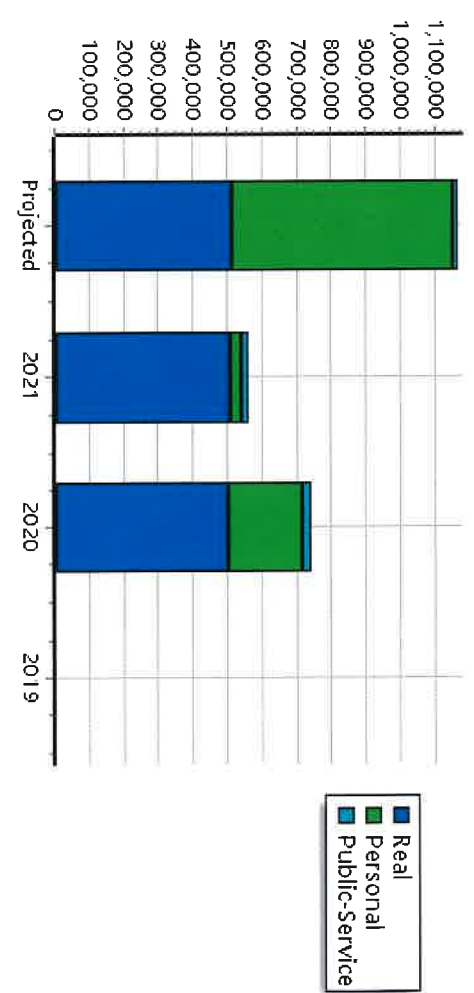
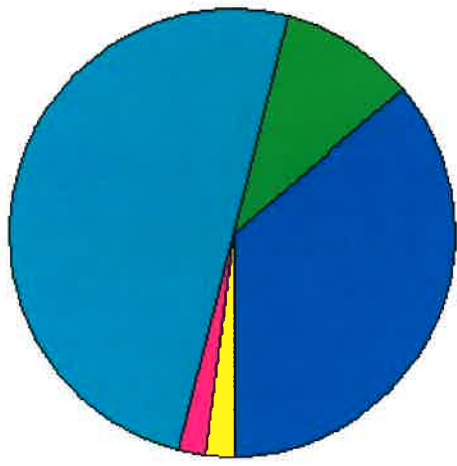
District Totals	Count	Value
Total Gross Value		6,368,459
Homestead Loss		145,291
Other Exemption Loss		113,461
TIF Increment Value		
Retained TIF Value		
Net Assessed Value		6,109,707

Net Assessed Under Protest		
* Public Service Protests Values are not included on this report.		



Real	Count	Value
Agricultural	98	436,280
Commercial	1	147
Residential	17	119,084
Total Real Value	116	555,511
Homestead	23	23,000
Veteran	1	23,346
Other	0	0
Total Exempt	24	46,346
TIF Increment Value		
Net Assessed		509,165
Net Assessed Under Protest		
Senior Freeze	2	22,950
Capped Parcels	38	229,506
Personal	Count	Value
Agricultural	17	22,535
Commercial	3	614,662
Mobile Home	1	1,882
Total Personal	21	639,079
Total Exempt	1	200
TIF Increment Value		
Net Assessed		638,879
Net Assessed Under Protest		
Public Service	Count	Value
Total PS Value	4	17,561
TIF Increment Value		
Net Assessed		17,561

District Totals	
Total Gross Value	1,212,151
Homestead Loss	23,000
Other Exemption Loss	23,546
TIF Increment Value	
Retained TIF Value	
Net Assessed Value	1,165,605
Net Assessed Under Protest	
* Public Service Protests Values are not included on this report.	



Real	Count	Value
Agricultural	16	35,677
Commercial	0	0
Residential	7	33,626
Total Real Value	23	69,303
Homestead	3	3,000
Veteran	0	0
Other	0	0
Total Exempt	3	3,000

TIF Increment Value

Net Assessed 66,303

Net Assessed Under Protest

Senior Freeze	0	0
Capped Parcels	6	16,722

Personal	Count	Value
Agricultural	1	156
Commercial	1	27,070
Mobile Home	1	3,940
Total Personal	3	31,166
Total Exempt	0	0

TIF Increment Value

Net Assessed 31,166

Net Assessed Under Protest

Public Service	Count	Value
Total PS Value	4	101,676

TIF Increment Value

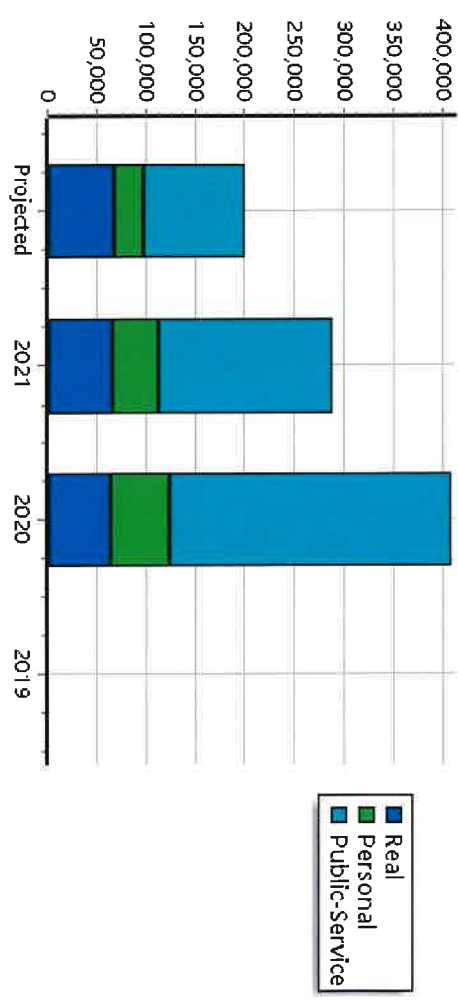
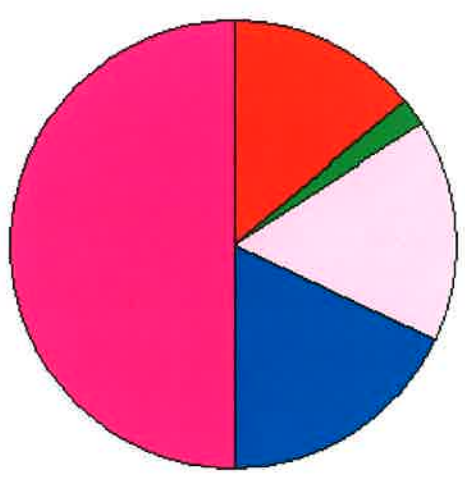
Net Assessed 101,676

District Totals

Total Gross Value	202,145
Homestead Loss	3,000
Other Exemption Loss	0
TIF Increment Value	
Retained TIF Value	
Net Assessed Value	199,145

Net Assessed Under Protest

* Public Service Protests Values are not included on this report.



Real	Count	Value
Agricultural	389	2,126,884
Commercial	12	159,720
Residential	183	1,136,466
Total Real Value	584	3,423,070
Homestead	144	148,291
Veteran	8	111,265
Other	0	0
Total Exempt	158	259,556

TIF Increment Value

Net Assessed **3,163,514**

Net Assessed Under Protest

Senior Freeze	13	60,062
Capped Parcels	231	1,229,326

Personal	Count	Value
Agricultural	65	72,486
Commercial	21	982,844
Mobile Home	8	32,768
Total Personal	94	1,088,098
Total Exempt	12	2,196

TIF Increment Value

Net Assessed **1,085,902**

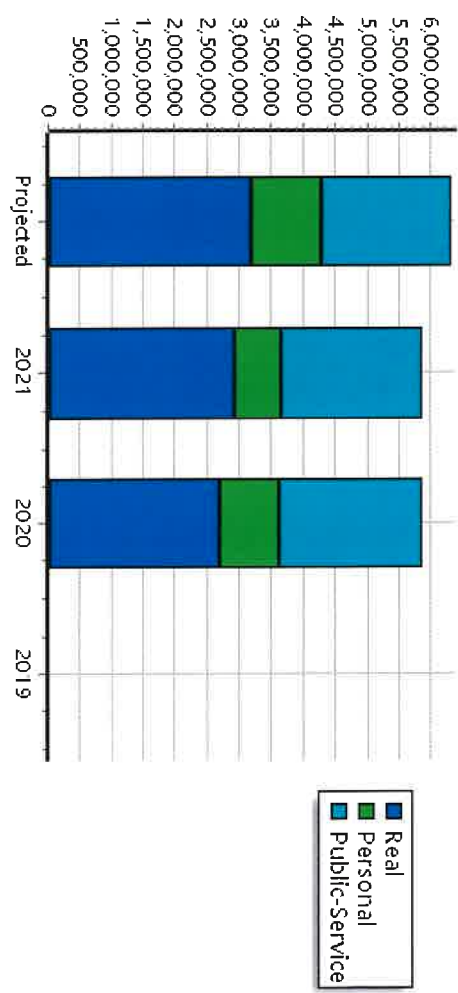
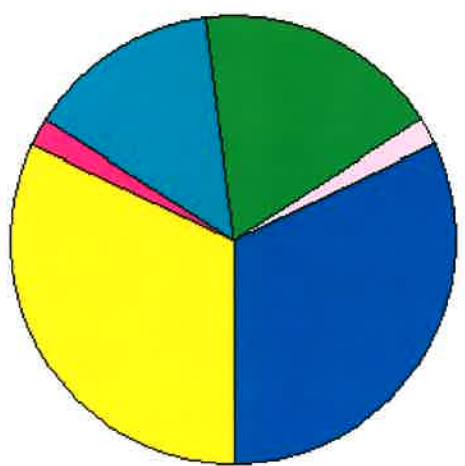
Net Assessed Under Protest

Public Service	Count	Value
Total PS Value	15	2,059,436
TIF Increment Value		
Net Assessed		2,059,436

District Totals	
Total Gross Value	6,570,604
Homestead Loss	148,291
Other Exemption Loss	113,461
TIF Increment Value	
Retained TIF Value	
Net Assessed Value	6,308,852

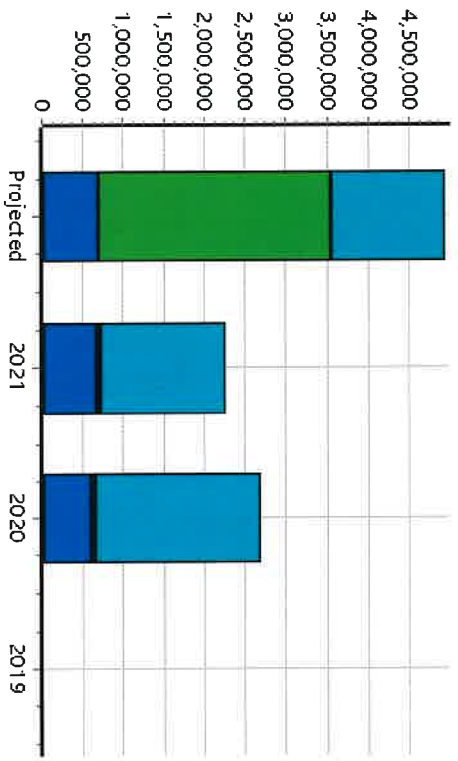
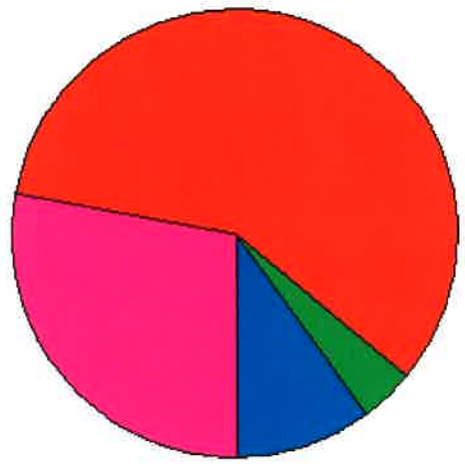
Net Assessed Under Protest

* Public Service Protests Values are not included on this report.



Real	Count	Value
Agricultural	104	457,288
Commercial	3	3,966
Residential	170	241,693
Total Real Value	277	702,947
Homestead	28	29,279
Veteran	0	0
Other	0	0
Total Exempt	30	29,279
TIF Increment Value		
Net Assessed		673,668
Net Assessed Under Protest		
Senior Freeze	3	14,941
Capped Parcels	177	371,758
Personal	Count	Value
Agricultural	15	23,115
Commercial	4	2,826,025
Mobile Home	0	0
Total Personal	19	2,849,140
Total Exempt	1	200
TIF Increment Value		
Net Assessed		2,848,940
Net Assessed Under Protest		
Public Service	Count	Value
Total PS Value	7	1,404,960
TIF Increment Value		
Net Assessed		1,404,960

District Totals	
Total Gross Value	4,957,047
Homestead Loss	29,279
Other Exemption Loss	200
TIF Increment Value	
Retained TIF Value	
Net Assessed Value	4,927,568
Net Assessed Under Protest	
* Public Service Protests Values are not included on this report.	



Real	Count	Value
Agricultural	2,233	10,677,640
Commercial	690	12,456,333
Residential	9,175	43,636,803
Total Real Value	12,098	66,770,776
Homestead	2,363	2,534,887
Veteran	139	1,449,583
Other	0	0
Total Exempt	2,690	3,984,470

TIF Increment Value

Net Assessed 62,786,306

Net Assessed Under Protest

Senior Freeze	428	2,015,080
Capped Parcels	7,026	28,992,780

Personal	Count	Value
Agricultural	400	581,630
Commercial	614	83,390,860
Mobile Home	113	283,379
Total Personal	1,127	84,255,869
Total Exempt	63	602,062

TIF Increment Value

Net Assessed 83,653,807

Net Assessed Under Protest

Public Service	Count	Value
Total PS Value	66	17,534,501

TIF Increment Value

Net Assessed 17,534,501

District Totals	Value
Total Gross Value	168,561,146
Homestead Loss	2,534,887
Other Exemption Loss	2,051,645
TIF Increment Value	
Retained TIF Value	
Net Assessed Value	163,974,614

Net Assessed Under Protest

* Public Service Protests Values are not included on this report.

